



ANNUAL REPORT 2021

**ENVIRONMENTAL PROTECTION
AGENCY (EPA)**



TABLE OF CONTENTS

2021

ABOUT EPA	1
OVERVIEW	2
OGANIZATIONAL STRUCTURE	3
MAJOR ACHIEVEMENTS	4
DEPARTMENTS/SECTORS	6
ADMINISTRATIVE DEPARTMENT	10
HUMAN RESOURCES MANAGEMENT	12
INFORMATION TECHNOLOGY	12
BUDGET/FINANCE	12
GEOGRAPHIC INFORMATION	28
SYSTEM	
LEGAL	29
CENTRAL REGISTRY	30
POLICY PLANNING	34
COMMUNICATIONS	36
TECHNICAL SERVICES	38
OIL & GAS	38
GAS STATIONS	38
INDUSTRY AND WASTE	41
MANAGEMENT	
MINING	42
INFRASTRUCTURE/PROJECT	42
MANAGEMENT	44
FORESTRY	45
AGRICULTURE	47
COMPLIANCE AND ENFORCEMENT	49
WHIM OFFICE	



ABOUT THE EPA

MANDATE

The Environmental Protection Act mandates the Environmental Protection Agency (EPA) to “take measures necessary for effective protection and management of the natural environment, coordination of conservation programmes, sustainable use of natural resources, assessment of the impact of development activities on the environment and the integration of appropriate environmental provisions into development planning”.

VISION

A safe and healthy environment where economic development supports a livable, prosperous, and Green State.

ROLE

We are an effective regulator and influential authority on environmental impacts, management, and governance.



Environmental
Protection
Agency - Guyana



In an effort to minimize contamination and the spread of the
NOVEL CORONAVIRUS- COVID-19
The Environmental Protection Agency-EPA
has enforced the following:

1. All visitors are required to wear their face mask
2. All Visitors are required to wash their hands before proceeding into the building
3. Social Distancing is recommended (at least 6 feet)



ONE YEAR REVIEW

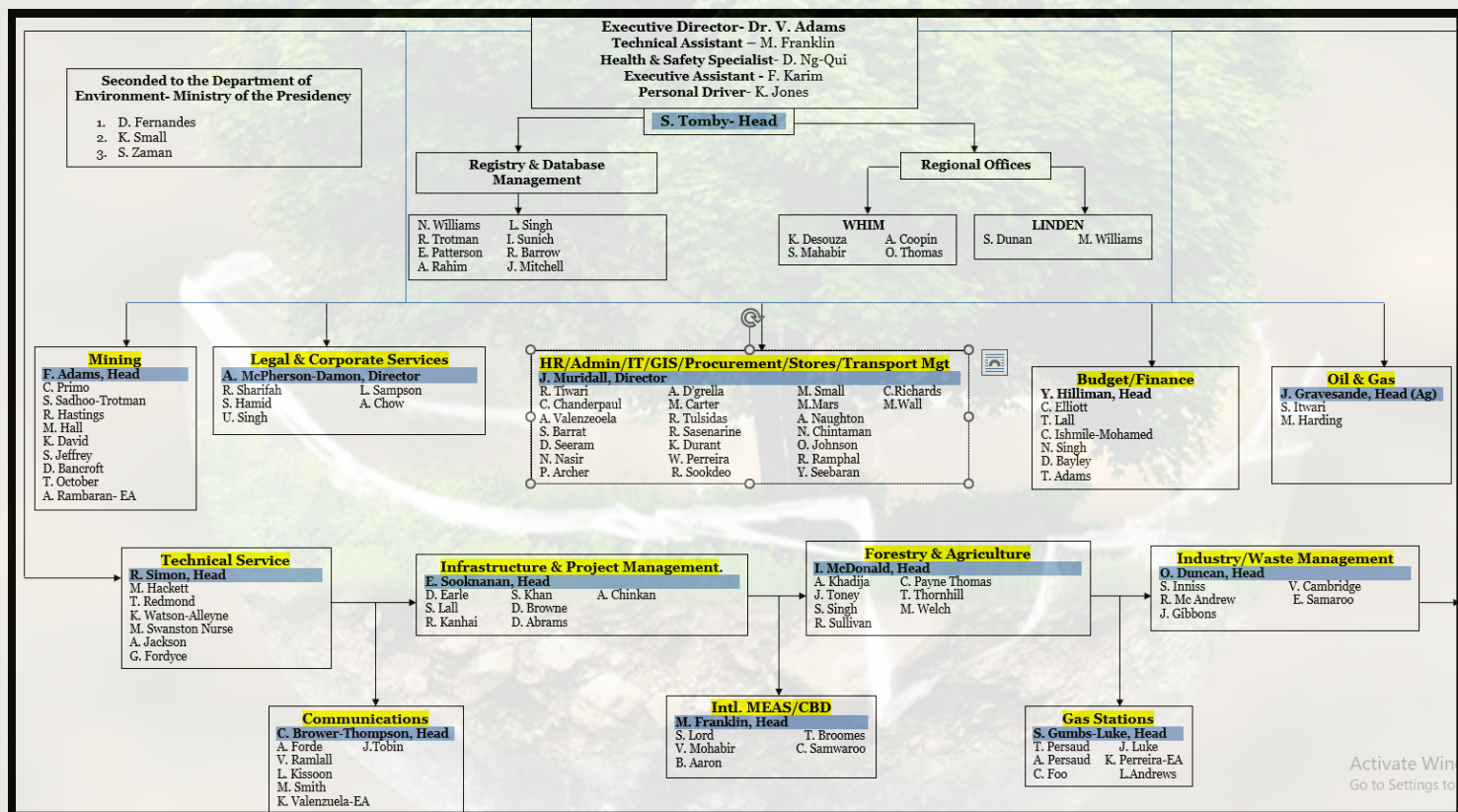
In 2021, the Environmental Protection Agency (EPA) faced with the challenges of the COVID-19 pandemic focused on adjusting its approach to deliver its mandate of environmental management of development. Firstly, it established a dedicated Complaints Unit to strengthen response to pollution and emergency response. Secondly it purchased and commenced subscription to state-of-the-art technology for remote real-time monitoring of the environment including air quality and the offshore marine environment. The Agency also engaged in a review its legislative framework towards making appropriate updates and amendments.

Marking its 25th year of existence in 2021, the EPA is at this juncture able to fully embrace its critical role in sustainable development in the country and to forge collective action and develop resilient solutions to resolve pervasive environmental issues in the country. Hence, the Agency continued to capitalize on virtual communication to forge bilateral and multilateral partnerships and focus on capacity building to deliver its mandate.

Amidst the COVID-19 environment, the Agency stood committed to its mandate, requiring appropriate environmental safeguards and good environmental management for development activities, allowing the Agency to receive and process applications for Environmental Authorisation, issue Environmental Permits and investigate Environmental Complaints.

Recognizing the value in strengthening partnerships, the EPA held preliminary meetings with local government authorities to discuss and develop an Action Plan to address environmental complaints.

ORGANISATIONAL STRUCTURE



Activate Win
Go to Settings to



MAJOR ACHIEVEMENTS

The year 2021 was transformational for the EPA. There was a change in leadership as well as comprehensive restructuring to cater to the post-COVID economic recovery and the country's dynamic developmental thrust. Notable achievements in 2021 include:

- Enhancement of the Permitting Process: projects with low environmental impacts are more efficiently processed;
- Commencement of the Authorisation of Projects involving storage of Radiation Sources and Bunkering of Fuel.
- Intensification of complaints management through interagency collaboration;
- Collaboration with multiple stakeholders, such as GGMC to conduct joint monitoring;
- Implemented a Pilot project for the development of inventories for Used Lead Acid Batteries and Waste Oils in Guyana.
- Completed the First Phase of the North Brazil Shelf Large Marine Ecosystem (NBSLME) project at Wellington Park Mangrove Reserves.
- Enhanced capacity building in pertinent and relevant areas through the establishment of a training arm.
- EPA Office at Whim, Corentyne was fully staffed and operational.
- A Public Relations Unit was added to boost public relations and trust;
- The Environmental Permit for the Liza 1 was modified to better regulate Air Quality and flaring;
- The first environmental compliance inspection was conducted onboard the Liza Destiny;
- Police Officers in Region 2 were trained in Noise Management;



MAJOR ACHIEVEMENTS

EIA -Required Projects

The Agency approved the EIA submitted for and granted Environmental Permits for the following projects:

- EEPGL Payara Development Project;
- East Bank East Coast Road Linkage project;
- Hope Wind Farm Project; and
- Royal Timbers Inc.

At the end of 2021, the following projects were at various stages of the EIA process:

- EEPGL Yellowtail Development Project;
- EEPGL Gas to Energy Development Project;
- Linden to Mabura Road and construction of Kurupukari bridge;
- Wismar- Mackenzie bridge
- Construction of Parika Stelling

Policy Documents Developed

Environmental Safety Guidelines for School Laboratories



DEPARTMENTS/SECTORS

ADMINISTRATIVE DEPARTMENT /PROCUREMENT/ADMIN/HR/IT)

The Administrative Unit under the purview of the Operations and Corporate Division comprises the Administrative, Stores and Inventory, Central Registry, Transportation and Building, and Compound Units. The main responsibilities of the Unit are related to Administrative, Information, Public Engagement, and Resources Management. Materials, equipment, and services to meet the needs of the Agency are procured with core funding from Government subvention and the Agency's Trust Fund.

PROCUREMENT, STORES AND INVENTORY MANAGEMENT

All Divisions and Programme areas were provided with administrative and logistical support. Further, the evaluation and procurement of materials, equipment, and services were efficiently managed with the support of the Procurement Unit.

Procurement

Asset Management- 62 assets were procured and marked for the year 2021 (see list attached) from both capital and trust fund. (From the list attached, the 5 filing cabinets, 1 printers, 12 guest chairs and 1 sofa set was procured from the trust fund- all else was from the capital budget)

2. Auctions/Sales- Nothing was auctioned or sold for the year 2021
3. No fixed asset was removed under the review period
4. Auditing does not fall under procurement, it would be a conflict of interest.

Store Management Maintenance

The Stores and Inventory sub-unit continues to ensure adequate stock of dietary, stationery, and janitorial supplies are available to meet the needs of the Agency. Under the current COVID-19 pandemic, the Store and Inventory unit is premised on providing the necessary cleaning supplies, sanitization, and decontamination agents to combat the spread of the virus at the workplace. Currently, the unit is in the process of fulfilling the supplies for the Agency in keeping with the prescribed procurement guidelines.



Transport Unit

Transport Unit Vehicle Management

The EPA carried out regular maintenance of its fleet of vehicles to avoid extensive repairs and the associated costs to fulfill the Agency's transportation requirements. Insurance, fitness, road license, etc. were renewed promptly.

For the period under review, the Agency serviced all vehicles after 5000 kilometers, repair works were done on all vehicles. Some of the major highlights were the outfitting of PZZ 239 with a Bedliner, snorkel, and winch system. Additionally, PZZ 239 replaced clutch bearings, cover assembly kit and, the CV joins and seals were also changed.

PPXX 4048 had the pressure and clutch plate and pilot bearings replaced. Additionally, PXX 4048 also had the brakes rotors and calipers kit and pads replaced in the process. Tires were changed on five vehicles, PXX 4048, PZZ 239, PZZ 1724, and, PZZ 1723. All the vehicles were tinted to avoid direct sun penetration. Additionally, the Agency instituted staff pick-up and drop-off from November 2021.

To date, the Agency has ten (10) working and field-ready vehicles in its care to which five (5) were procured from 2018 to 2020. Additionally, the Agency has three (3) unserviceable vehicles which are expected to be auctioned in the new year.

The Agency has recorded no accidents for the year. Safety continues to be a primary focus for the Agency. The unit currently has seven (7) drivers and is expecting an additional three (3) in the coming year.



ADMINISTRATIVE UNIT

Building and Compound Maintenance

General aesthetics of the building and compound were enhanced through regular cleaning, brushing, and maintenance. As such, Contracts were prepared and signed for the following works and services:

- Pest control;
- Disposal of sanitary units;
- Disposal of refuse (Solid);
- Landscaping and maintenance;
- Electrical repairs;
- Plumbing repairs and services;
- Security Services;
- Installation of cubicles (work stations)
- Service and repairs to air conditioning units; and
- General Cleaning of the Compound and its Environs.

- In preparation for new office spaces in the old building, the unit arranged and executed the movement of the Oil & Gas programme areas into the lower flat of the eastern building. With exceptional assistance from the IT unit, these programme areas were able to be accommodated with the infrastructure for their computer systems and other necessities for productive work. The unit also assisted with the relocation of several other programme areas including the complaint unit, Policy & Planning, and, Public Relations. Additionally, the setup of the Agency's monitoring room was commissioned.
- The Agency commenced and completed the repainting of the Agency's new three-story building with the sealing of minor cracks and defects throughout the Agency. The Agency also engaged the services of the Ministry of Public Works to determine the settlement ratio of the new three-story building to verify the safety of the structure. It was determined based on the report submitted by the Ministry's chief engineer, the settlement has ceased.
- The Agency's automatic gate system was serviced and repaired, a change in the service provider was necessary to ensure that value for money was considered when repair works were being carried out.
- Upgrade to the Agency's water system was carried out to ensure that a higher flow of water is accessed from the main adequately supply the Agency.
- The Agency completed the repair works to the southern roof of the old building; this corrected the constantly leaking that occurs during heavy rainfalls.



- Plumbing works were carried out and completed in the new building. However, several anticipated flaws were detected to occur in the long term. The building has a shift in the settlement that posed a strain on the ground floor plumbing system, but the Administrative unit is committed to ensuring the safety and well-being of every employee is of paramount importance.
- The Administrative unit enacted and continues with the strict COVID-19 safety measures with enforcement from the security as part of the Agency's drive to fight the virus. These measures included the wearing of a face mask, washing of hands, and checking of body temperature upon arrival into the compound. Furthermore, the Agency under the prescribed guidelines by the Minister of Health enforced the vaccination of all staff members.
- The Administrative unit with the assistance of the internal auditor carried out a stock count and inventory check to determine accountability and to ensure that the correct procedures are being followed and maintained.
- General Service for the Agency's elevator system, air conditioning units, and generator system were completed each quarter based on the signed service agreements.
- Building and compound maintenance works were carried out as per schedule to ensure a clean and welcoming environment is maintained.

Administrative Support

The Administrative Unit provided support to the various programme areas for exercises, transportation, and logistics, printing and copying, and ancillary support. Payment for utility charges, procurement of goods and services, security, and other Administrative related activities. The unit also serves the member of the public and assist on behalf of the Agency. The Administrative Unit work in tandem with other supporting units to ensure the necessary resources and services are made readily available to serve the management and staff of the Agency.



HUMAN RESOURCES MANAGEMENT

Staffing:

- As at December 31, 2021 there are one hundred and thirty (130) staff members on the Agency's Staff Establishment.

Human Resources support

Human Resources Support Throughout the year, the Agency continued to recruit staff to fill vacancies created in the Agency mainly because of staff specialization. The Agency recruited a total of twenty-one (21) new staff including Attorneys at Law, Health, Civil Engineers, Geological Engineers, Transport officers, Stores and Inventory, and Project Management.

Promotions

Fourteen (14) staff, after satisfactorily performing in the former position were promoted to Senior Positions. Two (2) staff were promoted to the position of Senior Environmental Officers, and one (1) staff was appointed to the post of the dedicated driver to the Executive Director. One (1) staff was promoted to the post of System Administrator, one (1) staff was promoted to the post of Head, Legal Services, and one (1) staff was promoted to the post of Head, Registry and Database. Additionally, one (1) staff was transferred and re-designated to the post of Head, Agriculture, and Forestry.

Resignation

Sixteen staff resigned

Transfer

- Mr. Sasenarine Tomby – Senior Environmental Officer was transfer to Whim Officer, Berbice effective July 19,2021
- Mr. Rayner Mc Andrews – Environmental Officer 11 was transfer to Whim Officer, Berbice effective August 03,2021

Termination

One staff was terminated for the year 2021.



INFORMATION TECHNOLOGY (IT)

In 2021 there was an increased demand for IT Services, due to the pandemic. Even though staff were rotated, this did not hamper the overall progress of the unit. Key accomplishments for 2021:

- New documents, downloads and vacancies were uploaded to www.epaguyana.org website. New sections and download Categories were created for the Website as per the needs of the Agency.
- Equipment such as servers, network firewall, network attached storage, ups, etc. were received from the Office of the President for the EIMMS project under the Rio Convention. This equipment was installed and configured in the server room which runs the spatial mapping and database software. The project to be continued in 2022 which will serve as a central hub for hosting spatial data from the environmental sector for both public and private views.
- The Data servers were upgraded to Server 2012 Operating System, enhancing the storage capacity, disk redundancy and security.
- In the last quarter of 2021, five air quality monitors were received and one was deployed at the EPA's main building to start real time air quality monitoring. The device feeds into the newly installed monitoring facility.
- Drone Surveillance was provided to all Technical Divisions as per request. The service has increased from the previous year and was seen as a very progressive service to be incorporated in remote sensing and mapping.
- Most computer systems were updated from windows 7 to 10 which has better security to tackle the increase risk of cyber security threats with phase 2 to continue in 2022.



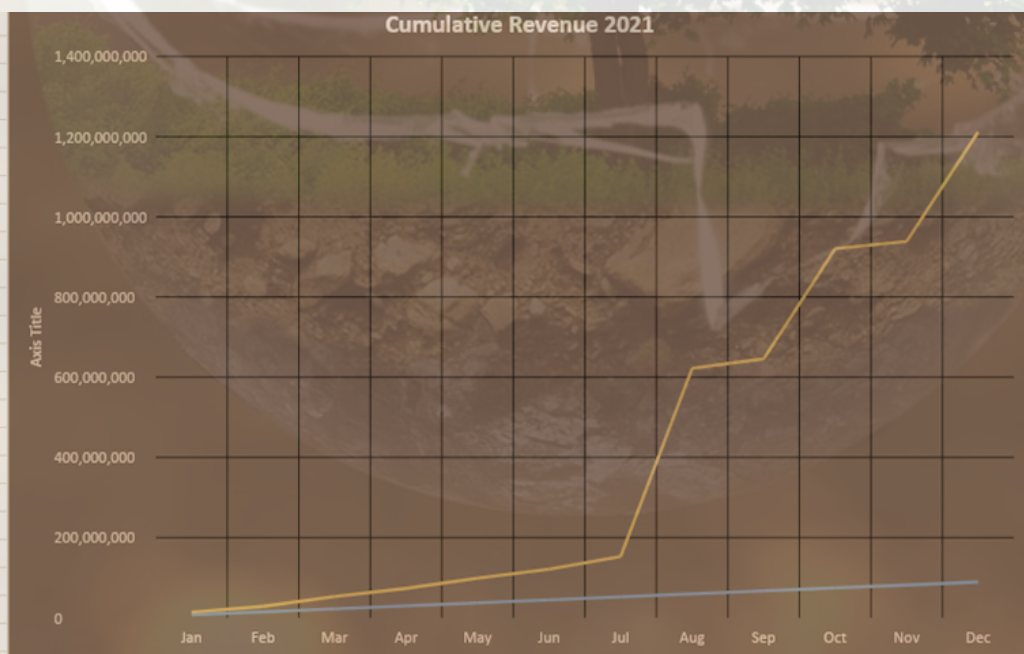
- The Local Area Network was expanded to accommodate new staff. This expansion included structured cabling and installation of network switches, workstations, etc. The network is expected to be increased by at least forty additional workstations in 2022.
- The Agency further benefited with increase internet bandwidth from our internet providers: GTT and NDMA. This was upgraded from 300 to 500 Mbps and 40 to 100 Mbps respectively.
- Our firewall systems were regularly updated with firmware and new policies to protect users from cyber threats. During the year there were no major virus/malware intrusions.
- The MIS unit issued relevant field equipment such as Tough books, GPS devices, projectors, phones and cameras as requested by the Technical Divisions.
- All defective computer related equipment were replaced in a timely manner and rarely was a staff without a working system. Systems were also upgraded with latest technology to provide a better user experience and increase productivity. This will continue to be done in 2022 through a phase approach.
- Complete backups of the Agency's data and Virtual machines were done regularly with no data loss throughout the year. Ours Data Servers were also upgraded with storage and drive redundancy to provide faster network access time.

BUDGET/FINANCE

Status for the Finance Department for the Period of January 2021 to December 2021.

The Agency's financial analysis:

- A subvention of six hundred three million five hundred thirty-eight four hundred eighty-four dollars (\$603,538,484) was received.
- Recurrent Expenditure amounted to six hundred four million two hundred fifty-one thousand eight hundred and ninety-six dollars (\$604,251,896).
- Revenue generated was one billion two hundred eleven million seven hundred ninety-five thousand three hundred eight two dollars (\$1,211,795,382).





Government of the Co-operative Republic of Guyana
Environmental Protection Agency



July 15, 2024

Mr. Deodat Sharma
Auditor General
Auditor General Office
63 High Street
Kingston, Georgetown

Dear Mr. Sharma,

Financial Statements of the Environmental Protection Agency - 2021.

Kindly see enclosed the Environmental Protection Agency draft Financial Statements for the year 2021.

We look forward to your usual cooperation.

Yours sincerely,

Kemraj Parsram
Executive Director

Ganges St., Sophia, Georgetown, GUYANA.

Tel: (592) 225-5471/225-5472/225-6044/225-6048/225-2062/225-0506

✉ epa@epaguyana.org | 🌐 www.epaguyana.org | 📘 Environmental Protection Agency - Guyana

"The Environment is Everybody's Business"

**ENVIRONMENTAL PROTECTION AGENCY
STATEMENT OF FINANCIAL POSITION
AS AT DECEMBER 31, 2021**

	Note	G \$	2021 G \$	2020 G \$
Non Current Asset				
Tangible Fixed Assets	17		424,468,295	432,936,466
Current Assets				
Receivables	18	5,138,853		1,927,513
Cash at Bank	16	1,576,745,064		433,097,330
Cash in Hand		402,544		2,516,607
			<u>1,582,286,461</u>	<u>437,541,449</u>
Total Assets			<u>2,006,754,756</u>	<u>870,477,915</u>
Equity				
Capital Revenue		360,225,228		336,250,369
Misc Inc/Donations		4,717,833		4,717,833
Accumulated Surplus		1,600,590,224		421,951,284
			<u>1,965,533,285</u>	<u>762,919,486</u>
Non Current Liability				
Deferred Income			1,255,437	1,255,437
Current Liability				
Payables	19		<u>39,966,034</u>	<u>106,302,992</u>
Total Equity and Liability			<u>2,006,754,756</u>	<u>870,477,915</u>

Prepared By: 
HOD-Finance

Approved By: 
Executive Director

The accompanying notes form an integral part of these Financial Statements

**ENVIRONMENTAL PROTECTION AGENCY
STATEMENT OF INCOME
AS AT DECEMBER 31, 2021**

	Note	2021 G \$	2020 G \$
Income:			
Government Subvention		603,538,484	531,358,915
Revenue from Operations	5	278,511,060	136,604,354
Other Income	5	933,217,812	18,951,087
Total Income		<u>1,815,267,356</u>	<u>686,914,356</u>
Less Expenses:			
Employment Costs	6	432,675,974	398,864,574
Materials, Equipment & Supplies	7	42,215,175	36,545,158
Fuel & Lubricants	8	5,190,452	3,480,760
Maintenance of Building	9	13,344,439	10,406,284
Maintenance of Other Infrastructure	10	388,047	1,883,805
Transport, Travel & Postage	11	32,653,032	13,431,908
Utility Charges	12	17,770,689	15,413,164
Other Goods & Services Purchased	13	37,114,335	35,373,702
Other Operating Expenses	14	11,482,535	9,865,668
Training (including Scholarship)	15	10,703,806	6,093,992
Prior Year Adjustments		(66,510)	(215,750)
Trust Fund Expenditures		-	11,751,195
Depreciation		33,156,441	29,462,491
Total Expenses		<u>636,628,415</u>	<u>572,356,951</u>
Surplus		<u>1,178,638,941</u>	<u>114,557,405</u>
Withholding Tax		-	-
Net Surplus for the Year		<u>1,178,638,941</u>	<u>114,557,405</u>

**ENVIRONMENTAL PROTECTION AGENCY
STATEMENT OF CHANGES IN EQUITY
AS AT DECEMBER 31, 2021**

	Government Contribution G\$	Donations G\$	Accumulated Surplus G\$	Total G\$
Balance at January 01, 2020	320,258,525	4,717,833	307,393,879	632,370,237
Prior Year Adjustment				-
Surplus for the year	<u>15,991,844</u>	<u>-</u>	<u>114,557,405</u>	<u>130,549,249</u>
Balance at December 31, 2020	<u>336,250,369</u>	<u>4,717,833</u>	<u>421,951,284</u>	<u>762,919,486</u>
Balance at January 01, 2021	336,250,369	4,717,833	421,951,284	762,919,486
Prior Year Adjustments				-
Surplus for the year	<u>23,974,859</u>	<u>-</u>	<u>1,178,638,941</u>	<u>1,202,613,800</u>
Balance at December 31, 2021	<u>360,225,228</u>	<u>4,717,833</u>	<u>1,600,590,224</u>	<u>1,965,533,285</u>

**ENVIRONMENTAL PROTECTION AGENCY
STATEMENT OF CASH FLOWS
AS AT DECEMBER 31, 2021**

	2021	2020
	G \$	G \$
Operating Surplus before Tax	1,178,638,941	114,557,404
Adjustments for:		
Depreciation	33,156,441	29,462,492
Prior Year Adjustment		
Deferred Income		
Receivables	(3,211,340)	(317,350)
Payables	(66,336,958)	82,203,700
	<u>1,142,247,084</u>	<u>225,906,246</u>
Taxation		
Withholding Tax Paid	-	-
Cash Flow From Investing Activity		
Purchase of Tangible Fixed Asset	(24,688,271)	(83,546,787)
Cash Flow From Financing Activity		
Capital contribution from Government	<u>23,974,859</u>	<u>15,991,844</u>
Net Increase in Cash & Cash Equivalents		
Cash and Cash Equivalents - January 01	1,141,533,672	158,351,303
Less: Prior Yr. Adjustment (refund to Consolidated Fund)		
Cash and Cash Equivalents - December 31	<u>435,613,936</u>	<u>277,262,633</u>
	<u><u>1,577,147,608</u></u>	<u><u>435,613,936</u></u>
Analysis of Cash and Cash Equivalents - December 31		
Cash at Bank	1,576,745,064	433,097,330
Cash in Hand	402,544	2,516,607
	<u><u>1,577,147,608</u></u>	<u><u>435,613,935</u></u>

**ENVIRONMENTAL PROTECTION AGENCY
NOTES TO THE FINANCIAL STATEMENTS
FOR THE YEAR ENDED DECEMBER 31, 2021**

1 Incorporation and Principal Activities

- a) The Environmental Protection Agency was incorporated as a Agency under the Environmental Protection Act Chapter 20:05 on 5th June, 1996.
- b) The primary activities of the Environmental Protection Agency is to provide for the management, conservation, protection and improvement of the environment, the prevention or control of pollution, the assessment of the impact of economic development on the environment, the sustainable use of natural resources and for the matters incidental or connected therewith.

Summary of significant accounting policies

a) Accounting Conventions:

The Financial Statements have been prepared under the historical cost conventions and International Financial Reporting Standards as modified by the revaluation of fixed assets.

b) Tangible Fixed Assets

Depreciation is computed on a straight line basis at the following rates:

Building	2%
Furniture and Fixtures	12.5%
Office Equipment	20%
Motor Vehicles	12.5%

2 Government Subvention

The Agency received subventions from the Government of Guyana for the year ended December 31, 2021 totalling G\$603,538,484

3 Application and Permit Fees

For the year ended December 31, 2021, revenue received from environmental authorisations and permits issued to Developers amounted to G\$1,211,728,872

4 Currency

Application and Permit Fees that are collected in US\$ and deposited into Bank of Nova Scotia G\$ Account #578-10. The Bank of Nova Scotia uses its daily buying rate to convert currency from US\$ to G\$ and the Agency uses the converted amount to record transactions in the receipt cash book.

**ENVIRONMENTAL PROTECTION AGENCY
NOTES TO THE FINANCIAL STATEMENTS
FOR THE YEAR ENDED DECEMBER 31, 2021**

	2021	2020
	G \$	G \$
5 Schedule of Income		
<u>Revenue from Operations</u>		
Application Fees	9,000,533	6,740,539
Permit Fees	269,487,574	129,786,880
Registration of EIA Consultants	22,952	76,935
	<u>278,511,060</u>	<u>136,604,354</u>
<u>Other Income</u>		
Sale of Tender Documents	257,000	42,000
Interest Received	-	0
Other Income	932,960,812	18,909,087
	<u>933,217,812</u>	<u>18,951,087</u>
6 Employment Costs		
Temporary Employees	-	428,756
Contracted Employees	432,675,974	398,435,818
	<u>432,675,974</u>	<u>398,864,574</u>
7 Materials, Equipment and Supplies		
Drugs & Medical Supplies	218,079	176,000
Field Materials & Supplies	11,810,184	6,414,585
Office Materials & Supplies	7,317,149	7,630,961
Print & Non Print Materials	22,869,763	22,323,612
	<u>42,215,175</u>	<u>36,545,158</u>
8 Fuel and Lubricants		
Fuel and Lubricants	5,190,452	3,480,760
	<u>5,190,452</u>	<u>3,480,760</u>
9 Maintenance of Building		
Rental of Building	600,000	1,000,000
Maintenance of Building	8,510,427	6,369,818
Janitorial & Cleaning Supplies	4,234,012	3,036,466
	<u>13,344,439</u>	<u>10,406,284</u>
10 Maintenance of Infrastructure		
Maintenance of Other Infrastructure	388,047	1,883,805
	<u>388,047</u>	<u>1,883,805</u>

**ENVIRONMENTAL PROTECTION AGENCY
NOTES TO THE FINANCIAL STATEMENTS
FOR THE YEAR ENDED DECEMBER 31, 2021**

	2021	2020
	G \$	G \$
11 Transport, Travel and Postage		
Local Travel & Subsistence	23,614,477	6,939,966
Overseas Conference & Official Visits	-	1,557,431
Postage, Telex & Cablegrams	461,892	328,645
Vehicle Spares & Services	8,352,863	4,510,366
Other Transport, Travel & Postage	223,800	95,500
	<u>32,653,032</u>	<u>13,431,908</u>
12 Utility Charges		
Telephone Charges	3,409,885	2,789,187
Electricity Charges	14,135,140	12,355,180
Water Charges	225,664	268,797
	<u>17,770,689</u>	<u>15,413,164</u>
13 Other Goods and Services Purchased		
Security Services	13,656,793	17,630,501
Equipment Maintenance	15,587,816	9,050,734
Cleaning & Exterminating Services	2,726,466	2,357,793
Other Services Purchased	5,143,260	6,334,674
	<u>37,114,335</u>	<u>35,373,702</u>
14 Other Operating Expenses		
National & Other events	2,497,124	981,235
Dietary	-	-
Refreshment & Meals	4,400,652	2,696,276
Other	4,584,759	6,188,157
	<u>11,482,535</u>	<u>9,865,668</u>
15 Education, Sub & Training		
Training (including Scholarship)	10,703,806	6,093,992
	<u>10,703,806</u>	<u>6,093,992</u>
16 Bank Balances		
Bank of Nova Scotia Account #578-10	14,754,200	49,231
Bank of Guyana Account # 16200405003	579,333,291	322,957,737
Bank of Guyana Account # 16200405004	28,697,656	99,487,159
Citizens Bank Inc	953,959,917	10,603,202
	<u>1,576,745,064</u>	<u>433,097,330</u>

**ENVIRONMENTAL PROTECTION AGENCY
NOTES TO THE FINANCIAL STATEMENTS
FOR THE YEAR ENDED DECEMBER 31, 2021**

**Tangible Fixed
17 Assets**

	Buildings G\$	Motor Vehicles G\$	Equipment	Fixtures and Fittings G\$	Total G\$
Cost					
January 01, 2021	303,825,331	97,518,471	128,526,224	42,498,042	572,368,068
Additions in 2021	6,356,218		16,939,771	1,392,282	24,688,271
Disposal in 2021	-		-	-	-
December 31, 2021	<u>310,181,549</u>	<u>97,518,471</u>	<u>145,465,995</u>	<u>43,890,324</u>	<u>597,056,339</u>
Depreciation					
January 01, 2021	9,357,600	19,546,374	94,723,651	15,803,978	139,431,603
Disposal					-
Charged for the Year	<u>6,116,999</u>	<u>11,625,434</u>	<u>11,029,124</u>	<u>4,384,884</u>	<u>33,156,441</u>
December 2021	<u>15,474,599</u>	<u>31,171,808</u>	<u>105,752,775</u>	<u>20,188,862</u>	<u>172,588,044</u>
Net Book Values Dec 31, 2021	<u><u>294,706,950</u></u>	<u><u>66,346,663</u></u>	<u><u>39,713,220</u></u>	<u><u>23,701,462</u></u>	<u><u>424,468,295</u></u>
Net Book Value Dec 31, 2021	<u><u>294,467,730</u></u>	<u><u>26,694,064</u></u>	<u><u>77,972,099</u></u>	<u><u>33,802,574</u></u>	<u><u>432,936,467</u></u>

**ENVIRONMENTAL PROTECTION AGENCY
NOTES TO THE FINANCIAL STATEMENTS
FOR THE YEAR ENDED DECEMBER 31, 2021**

	2021	2020
	G \$	G \$
18 Receivables		
Wildlife Management Authority	302,463	1,283,382
Ministry of Public Infrastructure	70,680	70,680
Office of the President	4,278,714	
Other receivables	486,996	573,451
	<u>5,138,853</u>	<u>1,927,513</u>
 19		
Payables		
Accountant General	11,114,825	92,117,130
Unpresented Cheques	1,720,380	1,720,380
Projects	2,348,110	2,348,110
Other payables	24,782,719	8,017,372
	<u>39,966,034</u>	<u>106,302,992</u>

Environmental Protection Agency
Schedule of Income
For The Year Ended December 31, 2021

Particulars	Amount
Application Fee	9,000,533
Permit fees	269,487,574
Registration of EIA Consultants	22,952
Others	932,960,812
Government Subvention	603,538,484
Sale of Tender Documents	257,000
	1,815,267,356

Environmental Protection Agency
Schedule of Expenses
For The Year Ended December 31, 2021

Expenses	Amount
Account # 6117 (Temporary Employees)	-
Account # 6116 (Contracted Employees)	432,675,974
Account # 6221 (Drugs & Medical Supplies)	218,079
Account # 6222 (Field Materials)	11,810,184
Account # 6223 (Office Materials & Supplies)	7,317,149
Account # 6224 (Print & Non Print Materials)	22,869,763
Account # 6231 (Fuel & Lubricants)	5,190,452
Account # 6241 (Rental of Building)	600,000
Account # 6242 (Maintenance of Building)	8,510,427
Account # 6243 (Janitorial & Cleaning Supplies)	4,234,012
Account # 6255 (Maintenance of Other Infrastructure)	388,047
Account # 6261 (Local Travel & Subsistence)	23,614,477
Account # 6262 (Overseas Conference & Official Visit)	-
Account # 6263 (Postage Telex & Cablegrams)	461,892
Account # 6264 Vehicle Spares & Services)	8,352,863
Account # 6265 Other Transport, Travel & Postage	223,800
Account # 6271 (Telephone Charges)	3,409,885
Account # 6272 (Electricity Charges)	14,135,140
Account # 6273 (Water Charges)	225,664
Account # 6281 (Security Services)	13,656,793
Account # 6282 (Equipment Maintenance)	15,587,816
Account # 6283 (Cleaning & Exterminating Services)	2,726,466
Account # 6284 (Other Services Purchased)	5,143,260
Account # 6291 (National & Other Events)	2,497,124
Account # 6292 (Dietary)	-
Account # 6293 (Refreshment & Meals)	4,400,652
Account # 6294 (Others)	4,584,759
Account # 6302 (Training & Scholarship)	10,703,806
Trust Fund Expenditures - Account # 578-10	-
Depreciation	33,156,441
	636,694,925

Environmental Protection Agency
Trial Balance
As at 31st December 2021

Particulars	Debit	Credit
Bank A/C # 578-10 (Bank of Nova Scotia - Trust Fund)	14,754,200	
Bank A/C # 162000405003 (BoG Trust Fund)	579,333,291	
Bank A/C # 162000405004 (BoG Main Account Subvention)	28,697,656	
Bank A/C # 118051384 (Citizens Bank Inc.)	953,959,917	
Cash in Hand	402,544	
Fixed Asset (Office Furniture & Fixtures)	43,890,324	
Fixed Asset (Office Equipment)	145,465,995	
Fixed Asset (Motor Vehicles)	97,518,471	
Fixed Asset (Building)	310,181,549	
Accumulated Depreciation (Office Furniture & Fixtures)		20,188,862
Accumulated Depreciation (Office Equipment)		105,752,775
Accumulated Depreciation (Motor Vehicles)		31,171,808
Accumulated Depreciation (Building)		15,474,599
Payables		39,966,034
Other Receivables	5,138,853	
Account # 6117 (Temporary Employees)		
Account # 6116 (Contracted Employees)	432,675,974	
Account # 6221 (Drugs & Medical Supplies)	218,079	
Account # 6222 (Field Materials)	11,810,184	
Account # 6223 (Office Materials & Supplies)	7,317,149	
Account # 6224 (Print & Non Print Materials)	22,869,763	
Account # 6231 (Fuel & Lubricants)	5,190,452	
Account # 6241 (Rental of Building)	600,000	
Account # 6242 (Maintenance of Building)	8,510,427	
Account # 6243 (Janitorial & Cleaning Supplies)	4,234,012	
Account # 6255 (Maintenance of Other Infrastructure)	388,047	
Account # 6261 (Local Travel & Subsistence)	23,614,477	
Account # 6262 (Overseas Conference & Official Visit)		
Account # 6263 (Postage Telex & Cablegrams)	461,892	
Account # 6264 Vehicle Spares & Services)	8,352,863	
Account # 6265 Other Transport, Travel & Postage	223,800	
Account # 6271 (Telephone Charges)	3,409,885	

Environmental Protection Agency
Trial Balance
As at 31st December 2021

Particulars	Debit	Credit
Account # 6272 (Electricity Charges)	14,135,140	
Account # 6273 (Water Charges)	225,664	
Account # 6281 (Security Services)	13,656,793	
Account # 6282 (Equipment Maintenance)	15,587,816	
Account # 6283 (Cleaning & Exterminating Services)	2,726,466	
Account # 6284 (Other Services Purchased)	5,143,260	
Account # 6291 (National & Other Events)	2,497,124	
Account # 6292 (Dietary)		
Account # 6293 (Refreshment & Meals)	4,400,652	
Account # 6294 (Others)	4,584,759	
Account # 6302 (Training & Scholarship)	10,703,806	
Prior Year Adjustments		66,510
Depreciation Expenses	33,156,441	
Trust Fund Expenditures - Account # 578-10		
Accumulated Surplus		84,508,581
Miscellaneous Contribution / Donation		4,717,833
Government Subvention (Capital Budget)		360,225,228
Application Fee		9,000,533
Other Income		932,960,812
Permit fees		269,487,574
Deferred Income		1,255,437
Retained Earnings		337,442,702
Registration of EIA Consultants		22,952
Government Subvention (Recurrent Budget)		603,538,484
Sale of Tender Documents		257,000
	2,816,037,725	2,816,037,725



GEOGRAPHIC INFORMATION SYSTEM (GIS)

Given the COVID-19 pandemic the work within the GIS was able to progress according to plan. Staff benefited from Capacity building sessions held, which boosted their abilities to perform key functions.

The office welcomed a qualified and experienced GIS Specialist staff in November of 2021, since technological advancement constantly keeps ongoing. This enhanced the output, quality and types of analysis of works in that period.

Accomplishments for the year 2021:

- The Unit prepared several maps to support the work of other programme areas within the Agency.
- Maps and other geospatial support were provided to all departments of the EPA. Some of these included maps showing locations of Well offshore, locations for mining & forestry concession and air quality monitoring.
- Inter-agency collaboration with MNR and GFC on data sharing.
- The GIS Unit provided support to the IT Unit in the spatial aspect during the execution of the EIMMS.
- All Permitted Projects for 2020 for Biodiversity Research were plotted.
- Compiled and reviewed EIA's, ESIA's and EMP's submitted to the EPA for the year. A total of twenty-nine (6) EIAs were reviewed during this period.
- Additional technical maps were created for radioactive sources and permits relating to those.
- Independent Flare Monitoring was implemented with automatic oil spill and slick detections which formed part of the larger monitoring room, monitoring to be continued



LEGAL

The Legal Unit



The Legal Department provides counsel to the Agency regarding its legal rights and obligations relative to its statutory mandate as outlined in the Environmental Protection Act, Cap 20:05. Further to this, it represents the Agency in its initiation and defense of legal proceedings including proceedings related to environmental regulations or enforcement actions pursuant to environmental laws.

It also makes recommendations for the amendment of environmental laws, regulations, management tools and policies necessary for the effective management of the natural environment. Outside of the Agency, it provides support to public authorities with similar mandates and represents the State at International meetings and Conferences





CENTRAL REGISTRY AND DATA MANAGEMENT



This department is the central repository for securing and processing all project-related documents. It also managed environmental complaints prior to the establishment of the Complaints Unit in the latter half of 2021. The Registry managed in excess of two thousand files in the period under review; this information is highlighted in the image below.

Files Managed By Registry in 2021

Sector Files Breakdown

GAS STATION 504	INDUSTRY 445	INFRASTRUCTURE 421	OIL & GAS 179
MINING 268	AGRICULTURE 233	RESEARCH PERMITS 121	TECHNICAL SERVICE 95



POLICY AND PLANNING, MULTILATERAL ENVIRONMENTAL AGREEMENTS (MEAS)

The Legal Department provides counsel to the Agency regarding its legal rights and obligations relative to its statutory mandate as outlined in the Environmental Protection Act, Cap 20:05.

Further to this, it represents the Agency in its initiation and defense of legal proceedings including proceedings related to environmental regulations or enforcement actions pursuant to environmental laws.

It also makes recommendations for the amendment of environmental laws, regulations, management tools and policies necessary for the effective management of the natural environment. Outside of the Agency, it provides support to public authorities with similar mandates and represents the State at International meetings and Conferences.

Projects

- **Securing a living Amazon through Landscape Connectivity in Southern Guyana - ASL**

This project was conceptualised in 2019. In 2021, the Agency supported the World Wildlife Fund (WWF) in revising the project's objective and intervention sites, to reflect the Government's focus towards Protected Areas, for submission to the Global Environment Fund (GEF) Council for endorsement. Project objectives focus on landscape connectivity through improved management of Kanuku Mountains Protected Area and examining management strategies for North Rupununi Wetlands'.

If approved, Guyana would receive USD 5,152,753 in funding to complete project activities, which will be implemented by The Protected Areas Commission (PAC) and the EPA.

- **Strengthening the enabling framework for biodiversity mainstreaming and mercury reduction in small-scale gold mining operations - MBIM phase II**

The Project document was signed on January 25, 2021 between the Government of Guyana and the United Nations Development Programme (UNDP).



Following this, the Agency successfully hosted the inception workshop for the Project, established and held the first Project Board meeting on July 01, 2021. The project, executed by EPA partnered with the UNDP, will be implemented over a seven (7) year period and will improve the environmental management of small-scale gold mining in Guyana.

The project, executed by EPA partnered with the UNDP, will be implemented over a seven (7) year period and will improve the environmental management of small-scale gold mining in Guyana. The project will also integrate the adoption of more environmentally responsible gold mining practices and provide user-friendly material and seminars to enable miners to understand best practices to improve biodiversity conservation in gold mining.

- **Strengthening Technical Capabilities to Mainstream and Monitor Rio Convention Implementation through Policy Coordination (RIO Project)**

In its inception this was a four-year project funded by the United Nations Development Programme (UNDP), the Global Environment Facility (GEF) and the Government of Guyana (GoG). It intended to strengthen the technical capacities of Government agencies and personnel to effectively mainstream and monitor the three Rio Conventions (The United Nations Framework Convention on Climate Change, the United Nations Convention on Biological Diversity and the United Nations Convention to Combat Desertification).

The major output from the project was the establishment of the Environmental Information Monitoring and Management System (EIMMS); which aimed to create a network of existing databases to inform planning and decision-making relevant to achieving and maintaining international and national targets associated with the RIO Conventions.

The Agency through its IT Department and MEAs Project Department supported Latitude Geospatial, the consultancy hired to undertake much of the work related to the EIMMS, in the execution of deliverables. As of December 15, 2021, all deliverables for the project have been completed, with the exception of minor administrative documentation and the post project deliverables (audit and terminal evaluation).



- **GEF CLME+ Ecosystem Based Management (EBM) Sub- Regional Project on the North Brazil Shelf Large Marine Ecosystem (NBSLME)**

This project commenced in February 2019 and was completed in February 2021. The Project intended to:

- i. develop and test various governance arrangements to enable effective ecosystem based management (EBM) of mangroves and wetlands.
- ii. set up a governance structure with community members, private sectors e.g. sawmill operators and Skeldon Energy Inc and EPA. The output would be in the form of a Management Plan for the area.

The project was executed in the Wellington Park Mangrove Restoration and as an outcome of the project residents have recognised the need for mangroves in their communities as they provide a livelihood, maintain biodiversity and to protect against flooding.

Although Phase One of the project has been completed, not all of the deliverables were achieved due to the transfer of the project's management to other officers, the COVID-19 pandemic and the protracted 2020 elections process.

A draft management plan was created with the community members- community members received a stipend for their time. Twelve community members were involved in the process. The project may be renewed for a second phase.

Permitting

The department reviewed and finalised 80 Environmental Permits between September to December 2021.

Training

Strategic Planning and Planning for Development Training - October 12th to 15th, 2021.

The EPA's Policy and Planning Department participated in a Strategic Planning and Planning for Development training workshop. Ms. Kanhai and Ms. Sampson benefitted from a four day workshop facilitated by Dr. Anouska Kinahan. Participants were exposed to a roadmap of how to develop a new strategy or plan for an agency or organisation through conducting stakeholder analysis and SWOT analysis; identifying the vision and mission for the organisation; deconstructing the vision; identifying threats and barriers, conducting situation analysis; identifying strategies; strategic themes; means of implementation; all to inform the development of appropriate objectives, goals and activities to inform the development of a strategic plan. This workshop was very informative and the applications of the principles and strategies outlined therein are of value to the Agency.



COMMUNICATIONS

The Communications Unit is dedicated towards strategic interventions for education, communication and awareness.

In keeping with the Agency's function to promote public awareness and participation in protection, conservation and sustainable use of the environment; and promoting better understanding and appreciation of the natural environment, the Unit engages with diverse stakeholders. Additionally, the Unit uses a wide spectrum of interventions including sustained media programmes to promote public education and awareness.

During 2021, major strides were made in advancing the Agency's Communications work plan. Media reach was expanded surpassing two hundred thousand persons (200,000) through radio and television across the all ten (10) administrative regions. Moreover, innovative and creative approaches were taken to execute activities and navigate the hurdles posed by the COVID 19 pandemic and emerging natural threats such as floods.

A series of activities were executed for twelve (12) environmental observances, including International Day for Biological Diversity and World Environment Day which this year, coincided with the 25th anniversary of the Environmental Protection Agency.

Most of the communication activities were conducted virtually via various forms of media. Also, in collaboration with 'Merundoi Radio Series Drama' edutainment has been used. Further, videos were developed and shared with the media houses to raising awareness on the Agency's work, as well as, pervasive environmental issues.

Notably, outreach was expanded to the Private Sector to boost awareness of current and potential investors. With the establishment of the Complaints Unit in the latter part of 2021, focus was placed on coordinating the Agency's efforts to effectively address environmental complaints. In this regard, the Agency conducted preliminary meetings with local government organs in regions 2, 3, 4, 5, 6 and 10 to identify gaps and capacity building needs. Consequently, capacity building on managing environmental complaints will be executed in the first quarter of 2022.



In strategically addressing environmental complaints, the Agency also conducted outreach with nightclubs/bars in collaboration with the Guyana Police Force.

Sensitization sessions were conducted with furniture workshop hotspot areas in Region 4 on good environmental practices.

These interventions saw a marked reduction in complaints from these entities and increase in environmental compliance.



POLICE TRAINING

One hundred and ten (110) Police Officers were trained in Noise Management in Regions 2, 6 & 7.



PUBLIC NOTICES

One hundred and eighty five (185) public notices were published.

MEDIA ENGAGEMENTS

Nineteen (19) television interviews were completed along with one hundred and twenty two (122) radio interviews.



EXHIBITIONS

Four (4) exhibitions were done.

ARTICLES

Seventy (70) articles were published in two newspapers.



NEW MATERIALS

One hundred (100) new materials were created.

WEBINARS

Ninety nine (99) webinars were coordinated.





TECHNICAL SERVICE RESEARCH & DEVELOPMENT

The Research and Development/ Analytics Unit saw many changes in the year 2021. In the final quarter, the Unit was rebranded from Technical Services to Research and Development/ Analytics within the Technical Services Department. These changes were aimed to effectively streamline the work of the Unit to meet the needs of the Agency for research, technical support and environmental monitoring.

Guidelines was developed for Gold buying Shops. The aim of the Guidelines is to control and where feasible reduce mercury emissions and releases into the environment. Improved management of gold buying shops will safeguard human exposure to mercury.

AIR QUALITY

To improve monitoring and assessment of air quality in the country, the Agency acquired ambient air quality monitors with capability to measure concentrations of primary air contaminants, such as, particulate matter, sulphur oxides, nitrogen oxides, and carbon monoxide. These equipment will enable the Agency to detect if concentrations of these contaminants are in compliance with the air quality standards referenced by the Agency in Permits.

The Agency also acquired an additional eight (8) noise meters, along with tripods and calibrators, boosting its capability to conduct multiple noise assessments at a given time.

New Environmental Officers were trained in noise measurement and data analysis as a part of the Agency's orientation programme.

Additional radiation detection equipment was procured under a project funded by the IAEA and expected to arrive in 2022.



New Guidelines

The following guidelines were drafted for the reporting period (January –December 2021):

1. Gas Station (land base) Guideline was drafted and awaiting EPA's Board Approval.
2. Dispersant Guideline was drafted in Dec, 2021 and awaiting EPA's Board Approval.

BIODIVERSITY RESEARCH

The management of the Biodiversity Research Permitting process was transferred to the Unit in the final quarter of 2021. Biodiversity Research Permits are issued in keeping with the obligations of the Nagoya Protocol.

The Nagoya Protocol aims to promote: the conservation of biological diversity; the sustainable use of its component, and the fair and equitable sharing of the benefits arising from the use of the genetic resources.

Seventeen Permits for Biodiversity Research were issued in 2021. Seventy-one (71) percent of the permits issued were for research of Guyana's flora and fauna. The remaining twenty-nine (29) percent of the Permits issued were for the conduct of filming of Guyana's rich biodiversity.

NOISE MANAGEMENT

Noise Management continues to be a critical area of management for the Agency. In order to determine whether noise emissions from facilities were within the permissible limits, the Unit responded to approximately eighty (80) noise complaints during the period January to September, 2021. Upon determination that the noise emissions were above the permissible limits the Agency provided recommendations to reduce the noise emissions and the subsequent disturbance to nearby receptors.



OIL & GAS

This year, the Oil and Gas Department expanded to include both upstream projects (petroleum exploration and production), as well as, downstream projects (gas stations and fuel storage and bunkering).

The Department issued one hundred and one (101) Environmental Authorisations, conducted eighty-one (81) visits (audits, site inspections and spot checks) and a

The Department drafted Dispersant Guidelines and Gas Station Guidelines (construction and operation) to provide guidance to developers and operations in this sector. These Guidelines are at the EPA's Board for approval prior to implementation.

Applications for Environmental Authorisation

This year, one hundred and sixty-four (164) applications for Environmental Authorisation were received, comprising, twenty-one (21) for Renewal Application, one hundred and eleven (111) New Applications, one (1) application for Variance of Permit, thirty (30) applications for Existing Operation and one (1) Transfer of Environmental Authorization.



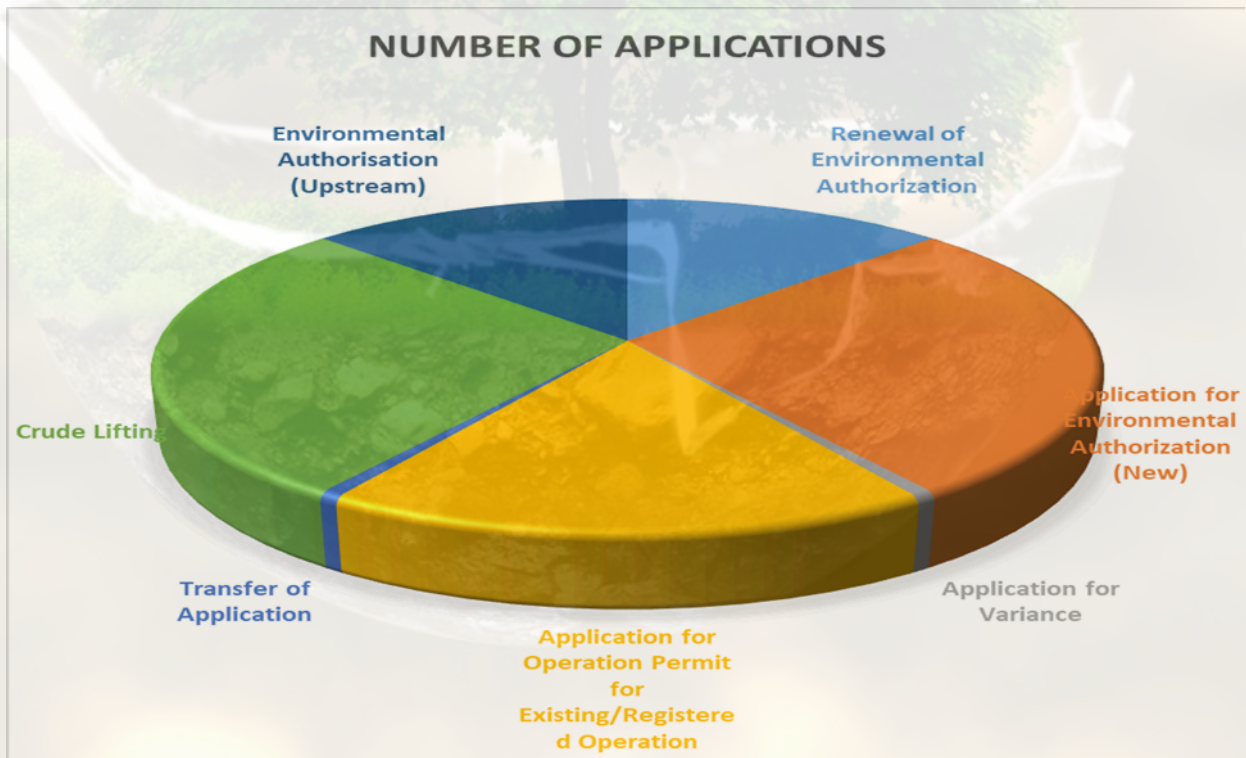
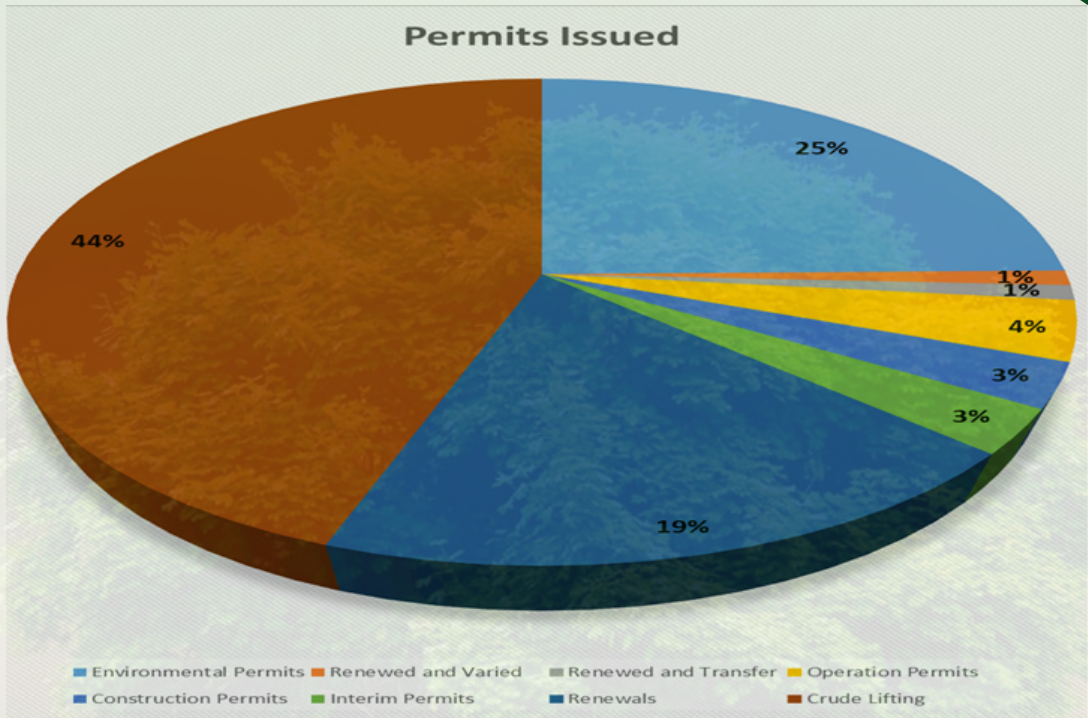

Type of Application

- Renewal of Environmental Authorization-Twenty-one (21)
- Application for Environmental Authorization (New)-Forty-five (45)
- Application for Variance -One (1)
- Application for Operation Permit for Existing/Registered Operation-Thirty (30)
- Transfer of Application- One (1)
- Crude Lifting - Forty-five (45)
- Environmental Authorisation (Upstream) - Twenty-one (21)

A total of eighty-three (83) visits (audits, site inspections and spot checks) were conducted of which six (6) represented complaints received with regards to security, land use issues and odour nuisance.

Permits issued

For the reporting period, it must be noted that of the one hundred and sixty four (164) applications received, a total of one hundred (101) were issued. Of that total forty-five (45) were crude lifting, twenty-five (25) were Environmental, one (1) was Renewed and Varied, one (1) was Renewed and Transfer, four (4) were Operation Permits, three (3)





INDUSTRY & WASTE MANAGEMENT

During the year 2021, the Department received a total of 110 applications for Environmental Authorisation. For the Applications received, the Department worked with the Developers, providing compliance assistance as necessary to facilitate the issuance of Environmental Authorisation in a timely manner. In this regard, of the applications received in 2021, **38% (40)** were completely processed and issued with Environmental Authorisation (Permits).

In addition to the applications received during 2021, the Department also completely processed **82% (87)** of the **106** incomplete applications for Environmental Authorisation submitted prior to 2021.

COMPLIANCE AND MONITORING

During February 2021 a Compliance and Monitoring Unit (C&M Unit) was established within Industry and Waste Management Department. The principle objection of the C&M Unit is to monitor permitted projects for compliance with requirements of the Environmental Authorisation. Of the 156 permitted projects managed by the Department, 125 were required to submit Annual Report for 2020. Annual report request was submitted to 111 (89%) of the 125 required projects resulting in the submission of 69 Annual Reports 2020. Data recorded in Annual Reports was uploaded to a database and will be utilize to monitor environmental impacts of projects.

Further, a total of 85 compliance monitoring audits were conducted which represents 84% of the projection for the year 2021.



Where non-compliances were significant, fines and penalties were applied and corrective actions were identified for implementation against a scheduled time frame. In other instances, compliance assistance was provided by the EPA to facilitate improved compliance with the Environmental Authorisation.

MINING DEPARTMENT

Forty-six (46) Applications were received in 2021 for the operation of Sand Mines, Quarries, Gold Mining, and other extractive operations. All the Applications received were processed despite limitations caused by the COVID-19 Pandemic and other externalities.

- **Eighty-nine (89)** inspections were conducted for the year for new, and existing projects.
- **Forty-five (45)** Environmental Authorisations were issued for the reporting period with eight to be continued to be processed in 2022.

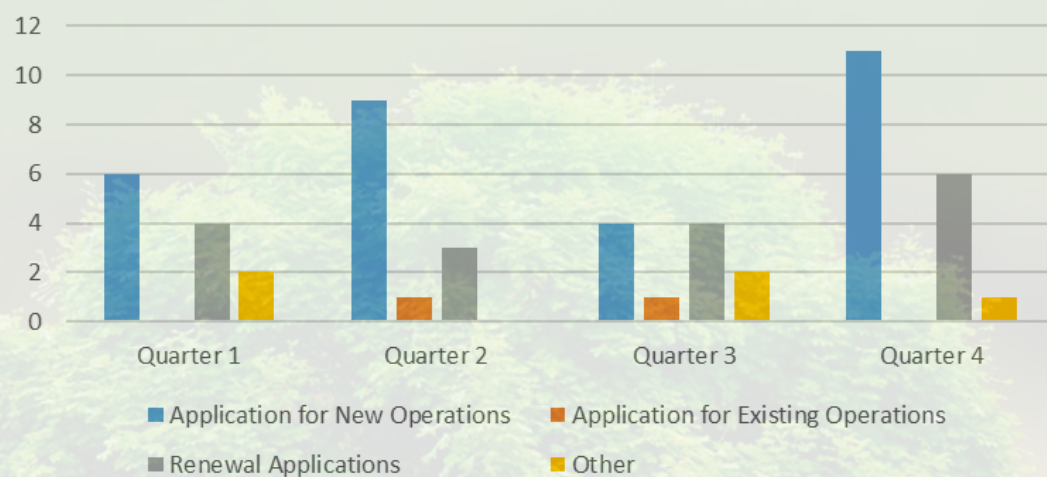
INFRASTRUCTURE/PROJECT MANAGEMENT

The Infrastructure and Projects Department manages various infrastructural projects across different sectors. In 2021, the Department processed eighty-two (82) new applications for Environmental Authorisation inclusive of Applications for renewal of Environmental Authorisation; this represents a 5% increase in applications compared to the number of Applications received in 2020.

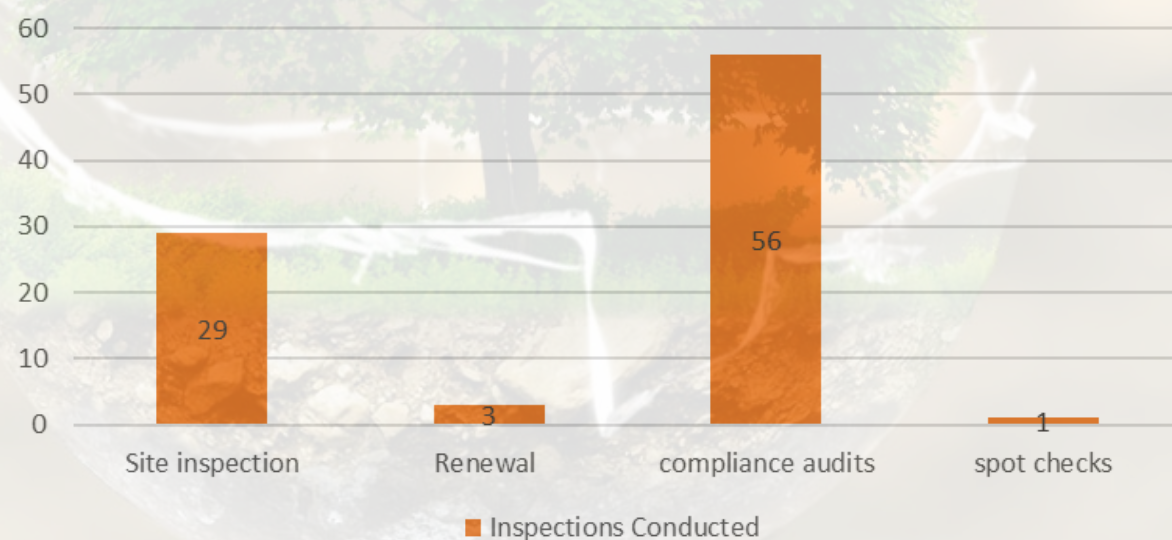
The Department also issued thirty-three (33) Permits.



Applications for Environmental Authorisation



Inspections Conducted





FORESTRY

In effort to support the Guyana Timber Legality Assurance system – EU-FLEGT, the Forestry Department commenced the process to authorize 550 small-scale logging concessions, existing across Guyana. At the end of 2021, two-hundred and thirty-two (232) concessions (~50%) were undergoing the authorization process.

Further, the Department is a member of the National Implementation Working Group for FLEGT and supported several training sessions/workshops with the Guyana Forestry Commission and other GTLAS Agencies (NIS, GRA, MOL) to address, Cost, Benefits and Barriers to Compliance within the Guyana Timber Legality Framework.

Ninety-three (93) applications for various categories (sawmills, lumberyards, charcoal production, furniture workshops, timber depots) of forest operations were received for and sixty-five (65) Environmental Permits prepared.

The Department completed the authorization process of five large-scale (TSA/ESIA) logging and sawmilling projects/concessions and has advanced the process of two more. By mid-2022 all large-scale/ESIA projects in Guyana will be permitted.

Monitoring and Enforcement

In effort to strengthen compliance with the conditions of the Environmental Permit, the Unit has conducted eighty-seven (87) compliance audits targeting sawmills and lumberyards in Linden, Berbice and Essequibo. The Unit is also working in collaboration with the GFC (joint inspections) to carry out environmental monitoring and compliance at these facilities.



Categories of Projects

Agricultural Projects

- Poultry Rearing and Processing
- Swine Rearing
- Rice Mills
- Aquaculture/Seafood Processing

Forestry Projects

- Lumber Processing
- Lumber Milling
- Sawmilling
- Logging
- Log Skidding
- Furniture Making

AGRICULTURE

The Agriculture Unit became functional as a separate Unit on September 01, 2021. However, major accomplishments reported are for the period January 01 to December 31, 2021 for projects in the agriculture sector. Seventeen (17) applications for Environmental Authorisation for new and existing facilities were received for the year 2021, spanning various sub-sectors including, poultry production and processing, agro-processing, rice milling, and mixed farming and aquaculture operations.

Agriculture Department is responsible for ensuring sound environmental management of agricultural projects and coordinates and implements activities in keeping with the Environmental Protection Act Cap. 20:05. Some of these activities of the Unit include environmental authorisation of developmental projects in the Agriculture sector, ensuring monitoring and compliance, as well as, responding to complaints related to agricultural operations.

Permits issued:

For the year 2021, eleven (11) Environmental Authorisations were issued. A breakdown of Permits issued by Administrative Region and project type is shown in Fig. below:



ENVIRONMENTAL AUTHORISATION ISSUED BY REGION

REGION #	NUMBER OF AUTHORIZATIONS	PROJECT TYPE
2	3	Rice milling
	3	Agro-processing
	1	Mixed farming
3	1	Livestock farm
4	1	Seafood processing
	1	Livestock farm
10	1	Integrated farm



COMPLIANCE & ENFORCEMENT

The department was formed in September, 2021 and has received a total of 154 complaints for the period (September to December). The following actions were taken during the period:

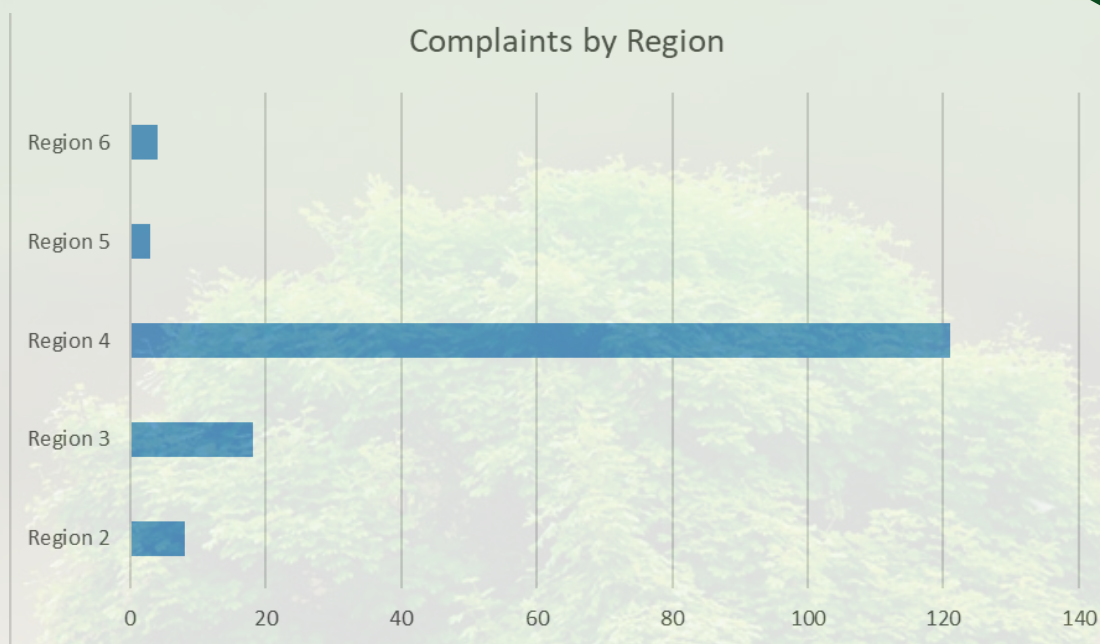
Further, a total of 85 compliance monitoring audits were conducted which represents 84% of the projection for the year 2021. Where non-compliances were significant, fines and penalties were applied and corrective actions were identified for implementation against a schedule time frame. In other instances, compliance assistance was provided by the EPA to facilitate improved compliance with the Environmental Authorisation.

- Investigated- 66
 - Referred-47
 - Closed-6
 - Transferred to Sectors-3
 - Not Investigated -32
-
- Majority of the complaints were received in Region 4 (EBD to ECD) and related to spray painting workshops and poultry rearing operation.
 - The department developed a complaints strategy to address noise nuisance.
 - The department established collaboration with the NDCs through the Ministry of Local Government and Regional Development to address localized issues. Capacity building exercises were conducted for NDCs in Region 4 on the ECD and EBD.
 - Other collaboration included the Guyana Police Force to address noise nuisance and Mayor and City Council (M&CC) to tackle littering in the capital city.
 - Officers benefited from online training – Project Encript (Investigative writing) and in house water quality and photographic evidence training during this quarter.

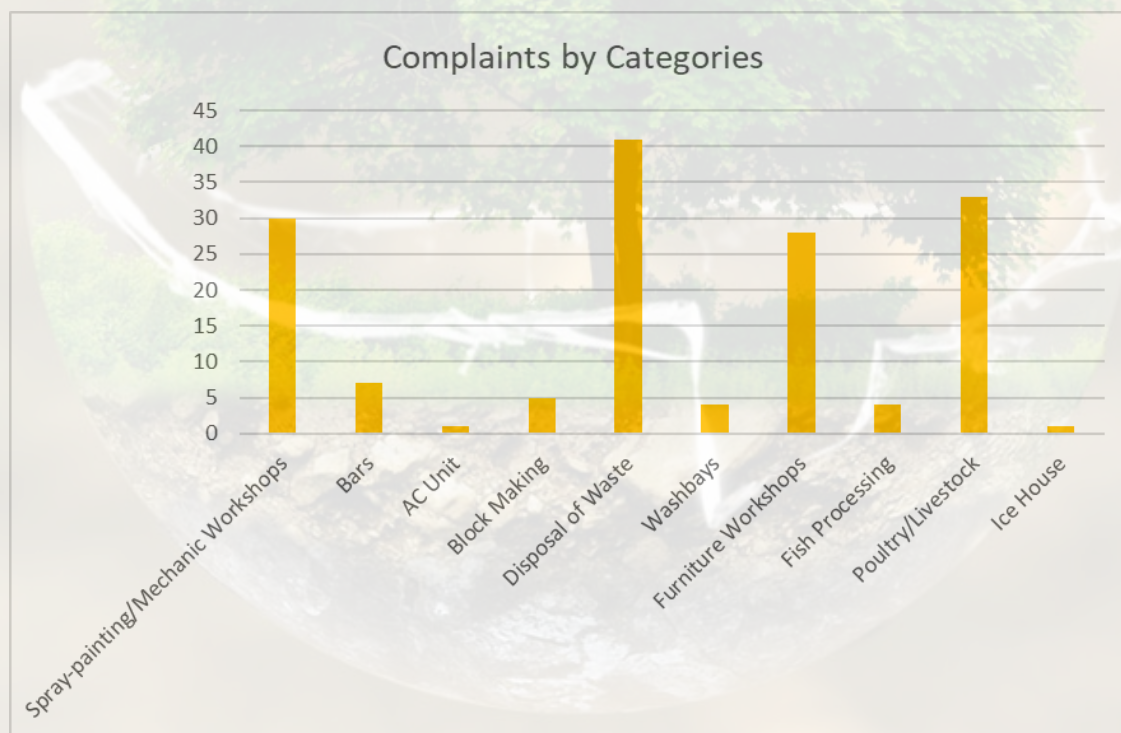


COMPLIANCE

Complaints by Region



Complaints by Categories





WHIM, BERBICE OFFICE

In the reporting period ten (10) site visits for new projects were conducted consisting of 5 in the industry/manufacturing projects, 1 agriculture project, 2 forestry operations, 1 infrastructure project, and 1 gas station.

- 32 compliance audits were conducted for 22 forestry operations, 9 infrastructure projects (hotels and wharves), and 1 industry operation (chemical storage).
- 49 complaints were investigated from August to December 2021 consisting of poultry operations, spray painting shops, mechanic shops, garbage disposal, and noise disturbances. Of this number 17 were closed, and the other 32 were given measures to implement to prevent/reduce the potential of pollution after which follow-up visits are to be conducted to determine compliance with the measure recommended.